



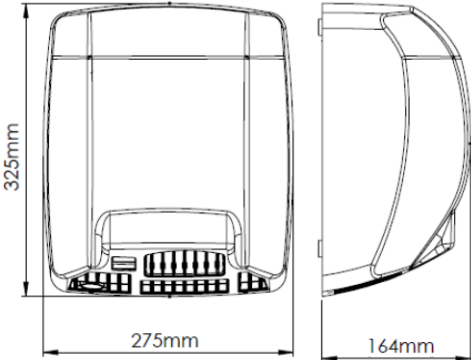






Acme Sanitary Ware Co Ltd

Acme Building, 22-28 Nanking Street, Kowloon, Hong Kong
 Tel: 2388 7171 Fax: 2710 8012
 E-mail: acme@acmesanitary.com.hk
 Website: www.acmesanitaryware.com.hk

PROJECT		REF		REV	ITEM CODE	
LOCATION		DATE			PAGE	

SANITARY WARE SPECIFICATION SHEET

Item Descriptions	Mediclinics "Mediflow®" (Spain) Stainless steel AISI 304 wall-mounted hand dryer sensor operated in bright finish	<div>Illustration/ Drawing</div> <div></div> <div></div> <div></div> <div>Technical Specifications:</div> <table><tr><td>Voltage</td><td>220- 240 V</td></tr><tr><td>Frequency</td><td>50/60 Hz</td></tr><tr><td>Electrical Isolation</td><td>Class II</td></tr><tr><td>Total power</td><td>2,750 W</td></tr><tr><td>Consumption</td><td>12A</td></tr><tr><td>Motor power</td><td>250 W</td></tr><tr><td>Rpm</td><td>4,500</td></tr><tr><td>Heating element power</td><td>2,500 W</td></tr><tr><td>Dimensions</td><td>325x275x164 mm.</td></tr><tr><td>Weight</td><td>4.25 Kg</td></tr><tr><td>Cover thickness</td><td>1.5 mm</td></tr><tr><td>Drying time</td><td>29 sec.</td></tr><tr><td>Effective airflow</td><td>450 m³/h (7,500 L/min)</td></tr><tr><td>Air velocity</td><td>95 Km/h</td></tr><tr><td>Air temperature (10 cm distance/21°C)</td><td>50 °C</td></tr><tr><td>Sound pressure ^(*) (at 2m)</td><td>65 dBA</td></tr><tr><td>Protection rating</td><td>IP23</td></tr></table> <div>(*) According to UNE EN ISO 11201:2010 V2 standard.</div>	Voltage	220- 240 V	Frequency	50/60 Hz	Electrical Isolation	Class II	Total power	2,750 W	Consumption	12A	Motor power	250 W	Rpm	4,500	Heating element power	2,500 W	Dimensions	325x275x164 mm.	Weight	4.25 Kg	Cover thickness	1.5 mm	Drying time	29 sec.	Effective airflow	450 m ³ /h (7,500 L/min)	Air velocity	95 Km/h	Air temperature (10 cm distance/21°C)	50 °C	Sound pressure ^(*) (at 2m)	65 dBA	Protection rating	IP23
Voltage	220- 240 V																																			
Frequency	50/60 Hz																																			
Electrical Isolation	Class II																																			
Total power	2,750 W																																			
Consumption	12A																																			
Motor power	250 W																																			
Rpm	4,500																																			
Heating element power	2,500 W																																			
Dimensions	325x275x164 mm.																																			
Weight	4.25 Kg																																			
Cover thickness	1.5 mm																																			
Drying time	29 sec.																																			
Effective airflow	450 m ³ /h (7,500 L/min)																																			
Air velocity	95 Km/h																																			
Air temperature (10 cm distance/21°C)	50 °C																																			
Sound pressure ^(*) (at 2m)	65 dBA																																			
Protection rating	IP23																																			
Dimensions	L275 x W164 x H325 mm																																			
Model	M03AC																																			
Material/ Finish	Stainless Steel / Bright Finish																																			
Manufacturer	Mediclinics, S.A. (Spain)																																			
Supplier	Acme Sanitary Ware Co. Ltd Mr. Eric Wong/ Mr. Don Yuen																																			
Contact Tel/Fax	(852) 2388-7171 / (852) 2710-8012																																			
E-mail	acme@acmesanitary.com.hk																																			
Website	www.acmesanitary.com.hk																																			

<div>General description</div> <div><ul style="list-style-type: none">Mediflow® Basic hand dryers automatically operated are characterized by their power and ruggedness. They are manufactured according to the highest quality and safety standards using, as for example, safety thermal limiters (in the heating element and in the motor).Mediflow® solutions are proven long lasting and completely reliable models. Versatile hand dryers with anti-vandalism features and designed to be installed in areas with a large traffic of people such as: airports, large hotels, sports centers, large recreational areas and official organizations among others.</div>	<div><div>M03A White epoxy finish</div></div> <div><div>M03AB Matte black epoxy finish</div></div> <div><div>M03AC Bright finish</div></div> <div><div>M03ACS Satin finish</div></div>
<div>Components & materials:</div> <div><ul style="list-style-type: none">M03A: Steel one-piece cover, white Epoxy painted,1.5mm. thick.M03AB: Steel one-piece cover, black matte Epoxy painted, 1.5mm. thick.M03AC: Stainless steel one-piece cover, bright finish, 1.5mm. thick.M03ACS: Stainless steel one-piece cover, satin finish, 1.5mm. thick.Fire resistant plastic PA 6 - V0 base and fan scroll, with 4 Ø 8 mm holes for wall mounting. It includes silent-blocks to damp mechanical vibrations.</div>	

Note:



* All information of the above is for the reference only. No prior notice is made if any changes.

Source: Mediclinics.



Acme Sanitary Ware Co Ltd

Acme Building, 22-28 Nanking Street, Kowloon, Hong Kong

Tel: 2388 7171 Fax: 2710 8012

E-mail: acme@acmesanitary.com.hk

Website: www.acmesanitaryware.com.hk

PROJECT		REF		REV	ITEM CODE	
LOCATION		DATE			PAGE	

SANITARY WARE SPECIFICATION SHEET

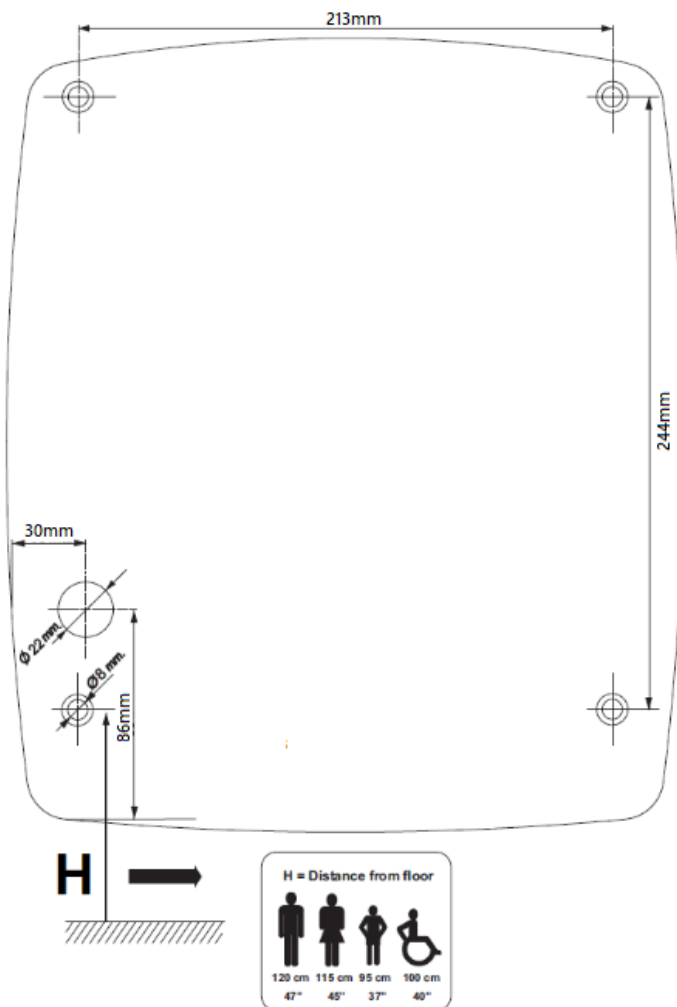
Components & materials:

- Universal brush motor, 4,500 rpm, F class, which includes a safety thermalcut-off.
- Aluminium centrifugal double asymmetrical inlet fan wheel.
- Waved wire NiCr heating element on a mica frame that incorporates a thermal cut-off.
- Fully adjustable (5-25 cm) IR electronic detection sensor by means of a potentiometer.

Operation

Place the hands under the air outlet. The dryer will start automatically, and go on with no interruption as long as the hands are kept in the detection range of the sensor. The appliance will stop 2 seconds after the hands are removed from the airflow.

Mounting (Recommended heights distance from the floor)



Maintenance videos



Cover removal :

https://youtu.be/fvbtd_vMbUI

Detection distance adjustment :

<https://youtu.be/iQuY5RXwlZo>

Electronic circuit board replacement :

<https://youtu.be/K6osqqcTug0>

LED Wire Replacement :

<https://youtu.be/DVhhoqYT0U8>

Motor replacement :

<https://youtu.be/UMINOZ8FvJk>

Carbon Brushes Replacement :

https://youtu.be/YGmI_V8YPhA

Heating element replacement :

<https://youtu.be/0KQhkQ4vhcs>

Note:



* All information of the above is for the reference only. No prior notice is made if any changes.

Source: Mediclinics.



Acme Sanitary Ware Co Ltd

Acme Building, 22-28 Nanking Street, Kowloon, Hong Kong

Tel: 2388 7171 Fax: 2710 8012

E-mail: acme@acmesanitary.com.hk

Website: www.acmesanitaryware.com.hk

HAND DRYERS

Table

	MODEL	OPERATION		DIMENSIONS (mm)	Ionizer	HEPA filter media	Drain Pipe	ADJUSTABLE POWER	MOTOR			TRAFFIC FREQUENCY					
		manual	sensor						induction	brush	brushless	HIGH	MEDIUM	LOW			
	dualflow ^{plus}														dualflow ^{plus}		
	M24A		●	L320xD228xH665	✱	●	✱				●	●					
	M24AB		●		✱	●	✱				●	●					
	M24ACS		●		✱	●	✱				●	●					
	M14A		●		✱	●	✱	●		●		●					
	M14AB		●		✱	●	✱	●		●		●					
	M14ACS		●		✱	●	✱	●		●		●					
	machflow ^{plus} / machflow														machflow ^{plus} / machflow		
	M19A		●	L213xD170xH330	✱	✱		●			●	●					
	M19AB		●		✱	✱		●			●	●					
	M19AC		●		✱	✱		●			●	●					
	M19ACS		●		✱	✱		●			●	●					
	M09A		●		✱	✱		●	●			●					
	M09AB		●		✱	✱		●	●			●					
	M09AC		●		✱	✱		●	●			●					
	M09ACS		●		✱	✱		●	●			●					
	speedflow ^{plus} / speedflow														speedflow ^{plus} / speedflow		
	M17A		●	L290xD100xH270 (INSIDE CABINET)	✱	●		●		●		●					
	M17AB		●		✱	●		●		●		●					
	M17AC		●		✱	●		●		●		●					
	M17ACS		●		✱	●		●		●		●					
	M17AF		●		✱	●		●		●		●					
	M06A		●					●		●		●					
	M06AB		●					●		●		●					
	M06AC		●					●		●		●					
	M06ACS		●					●		●		●					
	M06AF		●					●		●		●					
		soniflow ⁺														soniflow ⁺	
E05		●		L276xD214xH245						●		●					
E05B		●								●		●					
E05C		●								●		●					
E05CS		●								●		●					
E85		●		L282xD215xH255						●		●					
E88		●								●		●					
E88B		●		L278xD212xH248						●		●					
E88C		●								●		●					
E88CS		●								●		●					
E88O		●								●		●					
E05A			●		L276xD214xH245	●					●		●				
E05AB			●			●					●		●				
E05AC			●	●						●		●					
E05ACS			●	●						●		●					
E85A			●	L282xD215xH255	●					●		●					
E88A		●	●						●		●						
E88AB		●	L278xD212xH248	●					●		●						
E88AC		●		●					●		●						
E88ACS		●		●					●		●						
E88AO		●		●					●		●						
	mediflow ⁺														mediflow ⁺		
	M02A		●	L275xD164xH325	●					●			●				
	M02AB		●		●					●			●				
	M02AC		●		●					●			●				
	M02ACS		●		●					●			●				
	M03A		●		●					●			●				
	M03AB		●		●					●			●				
	M03AC		●		●					●			●				
	M03ACS		●		●					●			●				
	optima														optima		
	M99A		●	L260xD150xH302	●				●				●				
	M99AC		●		●				●				●				
	M99ACS		●		●				●				●				
	juniorplus														juniorplus		
	M88APLUS		●	L253xD150xH303	●				●				●				
	M88PLUS	●		L253xD153xH303					●				●				
	smartflow ⁺														smartflow ⁺		
	M04A		●	L147xD138xH259	●					●				●			
	M04AC		●		●					●				●			
	M04ACS		●		●					●				●			

✱ Optional